



EDF2 Multi-Function Wall Control

EDF2 can only be installed with SHR/VHR (HRV) or SER/VER (ERV) Series

DIGITAL DISPLAY

Shows Indoor Humidity Level
This control will not read below 29% RH

DEHUMIDISTAT CONTROL


A Dehumidistat is ideal for use in energy efficient houses where indoor humidity (during the heating season) is higher than outdoor levels. High humidity is a major cause of structure damage and IAQ problems such as mold and mildew.

OVERRIDE TIMER

When pressed, unit will provide high speed ventilation for 15 minute period. Once the time elapsed the unit will return to its normal function. To move from one time to the other, continue pressing the timer button until you reach the desired time.

POWER

On/Off and Reset
This function is to turn your unit on or off, in the off position the damper is open and you will feel the cold outside air come in. To go from the on to off position just press once.



EDF2 INTELLITEK MULTI-FUNCTION WALL CONTROL

Control multiple functions of your Fantech SHR/VHR or SER/VER with one slimline wall control. Two wire connection simplifies installation. Use one EDF2 per SHR/VHR or SER/VER installed.

MAINTENANCE LIGHT


Light comes on when it's time to clean unit. This function will let you know when it's time to check your filters and core. To reset your filter light, after you've cleaned or replaced the filters, just push the power button and restart the unit. This will turn the light off and reset the clock for your filter check.


DEHUMIDISTAT CONTROL

The LCD (Liquid Crystal Display) indicates the percentage of Relative Humidity in the air surrounding the control and ultimately in the house. Pressing either of the setpoint selectors (⬇️, ⬆️) once, will display the desired RH level. The setpoint selection mode is now activated and can be adjusted with either selectors to a newly desired setpoint. The LCD will return to the actual RH level display after a few seconds.

MODES

Select Intermittent or Continuous Ventilation Modes.

 **Continuous**
This function will exchange outside air with your stale air.

 **Intermittent**
This function will put your unit on stand by and can be over ride by timer, air quality sensor, etc

To move from function to the other, continue pressing the mode button until you reach the desired function.

FILTER LIGHT RESET & MODE FAN SPEED SELECTOR



Press to reset the filter maintenance reminder light. The combination filter light reset and up setpoint selector buttons (⬆️) let's you choose at which speed the HRV, ERV unit will operate in continuous or recirculation mode only. Pressing the filter light reset button once displays the mode fan speed on the LCD. The LCD should display one of the following three letters, L for Low, M for Medium and H for High. To change the mode speed, press the up setpoint (⬆️) until desired speed is displayed, selector. After 1 second of inactivity, the LCD will return to relative humidity reading.



How to use the multi-function control





Example

You wish to run your unit continuously at low speed and have the dehumidistat override when the % of relative humidity exceeds 45 %.

1. Make sure the control is on. The light above the power button should be on.
2. Press the "modes" button until  is lit.
3. Press the Filter to activate speed mode on the LCD. Press the  to select to the low mode speed.

You have set your unit to run continuously at low speed.

To set the dehumidistat:

1. Press either  or  to activate the humidity setting, then press  or  again until you see 45 %.
The dehumidistat will now override at high speed when the % of relative humidity exceeds 45 %.

Once the demand from the dehumidistat is met the machine will resume continuous operation in low speed.



Fantech

United States

1712 Northgate Blvd. • Sarasota, FL. 34234
(T) 1.800.747.1762 • (F) 1.800.487.9915
(T) 1.941.309.6000 • (F) 1.941.309.6099
www.fantech.net • info@fantech.net

Canada

50 Kanalfakt Way, Bouctouche, NB E4S 3M5
(T) 1.800.565.3548 • (F) 1.800.747.8116
(T) 1.506.743.9500 • (F) 1.506.743.9600
www.fantech.ca • info@fantech.ca

Art.#: 301070
US #:EDF2 - 0704
Rev Date: 072704