




# Fantech

## SHR 11004

### Commercial Heat Recovery Ventilator



The SHR 11004 Commercial Heat Recovery Ventilation system (HRV) complements today's tight buildings. Fantech Heat Recovery Ventilators (HRV) are designed to supply air into a building while exhausting an equal amount of contaminated air to the outside.

The aluminum heat exchange core transfers sensible energy between air streams resulting in tempering of the supply air and reduced loads on the HVAC system.

#### POWER & WEIGHT

- Volts 120 V
- Amperage 11.0 Amps Total
- Weight 240 Lbs (109 kg)
- Shipping Weight 280 Lbs (127 kg)
- Blowers (x4) 120V, 60 Hz, 2.7 Amps
- Phase Single Phase



#### SPECIFICATIONS

**CASE** 20 gauge galvanized steel. Baked powder coated paint, antique white. Insulated with 25mm (1") foil-faced fiberglass insulation to prevent condensation.

**BLOWERS** Four (4) maintenance-free ebm-papst™ backward inclined motorized impellers with permanently lubricated sealed ball bearings and (TOP) thermal overload protection.

**HEAT RECOVERY CORE** The heat recovery cores are fixed plate cross-flow heat exchanger using aluminum alloy 1100 and capable of transferring sensible heat between air streams. The heat recovery cores are engineered with a turbulence inducing geometry in order to maximize heat transfer while allowing an effective evacuation of condensate. The plates are hemmed to avoid cross-contamination of airstreams. The SHR 11004 features three cores, each 305mm x 305mm (12" x 12") with a 380mm (15") depth.

**FILTERS** The exhaust and fresh air streams are protected by MERV1 washable filters constructed to meet UL 900. Optional MERV6 filters are direct replacement to the MERV1. Use of MERV6 filters will add an additional system pressure of 70 Pa (0.28in.wg) at 519 l/s (1100cfm).

**MOUNTING** Unit can be rod mounted or seated on a platform. Flanged connections are provided for suitable duct-work connections. Unit shall be adaptable for easy service of electrical components.

**CONTROLS** External three (3) position (Low/Stand By/Medium) rocker switch that will offer continuous ventilation. Compatible with all Fantech HRV controls.

**DEFROST** A preset frost control sequence is initiated if the outdoor temperature falls below the set point of -5°C (23°F). During the initial stage, the supply blower shuts down & the exhaust blower switches into high speed to eliminate frost build-up in the core. The unit then returns to normal operation for the final stage of the frost control sequence at which time the sequence is repeated if the outdoor air temperatures is still below the set point.

**SERVICEABILITY** Unit has hinged or screwed access panels on front and back. Cores, filters, drain pan & motors are serviceable from either sides of the unit. Fan assemblies are mounted on a removable sliding base. Heat recovery cores are mounted in slide-out rails for ease of inspection, removal and cleaning. Accessibility to the electrical box is maintained for any unit installation.

#### AIRFLOW PERFORMANCE

Speeds Airflow in l/s and (cfm)	External Static Pressure - pa and (Inches of wg)							
	100 (0.4")	150 (0.6")	200 (0.8")	250 (1.0")	300 (1.2")	350 (1.4")	400 (1.6")	450 (1.8")
HIGH	487 (1032)	440 (932)	393 (832)	345 (732)	298 (632)	251 (532)	204 (432)	157 (332)
MED	309 (655)	274 (581)	239 (506)	204 (432)	169 (358)	134 (284)	99 (210)	64 (136)
LOW	220 (466)	184 (389)	147 (312)	111 (235)	-	-	-	-

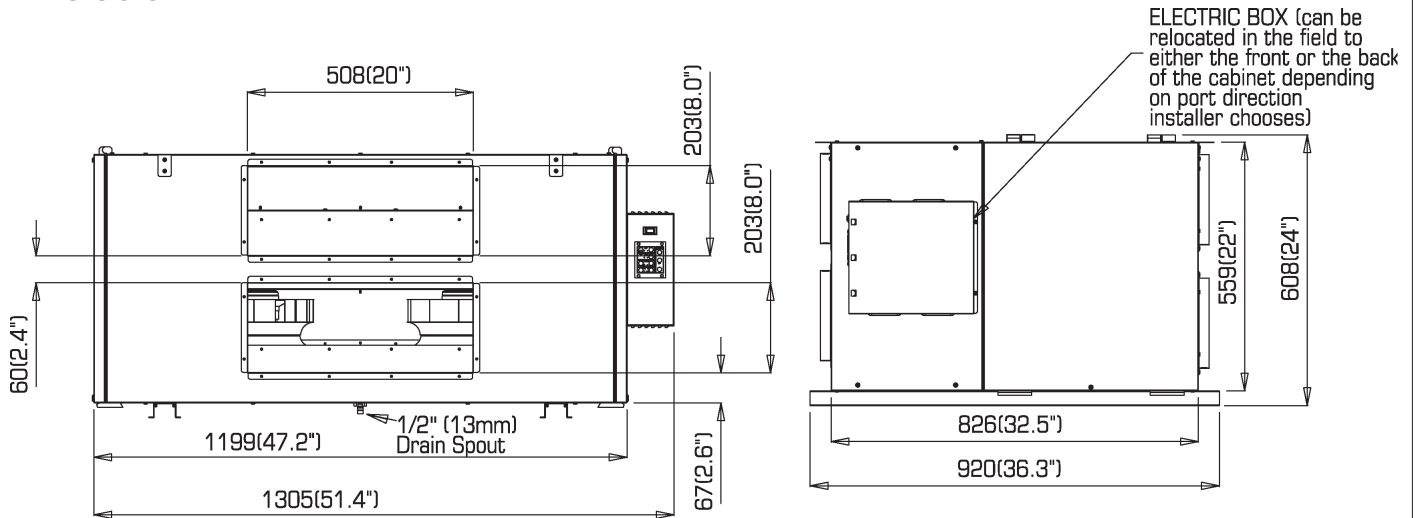
#### Thermal Effectiveness

Ratings at 0" Pressure Differential	Sensible (%)	Latent (%)	Total (%)
100% Air Flow Heating	63	0	42
75% Air Flow Heating	68	0	45
100% Air Flow Cooling	47	0	18
75% Air Flow Cooling	49	0	19



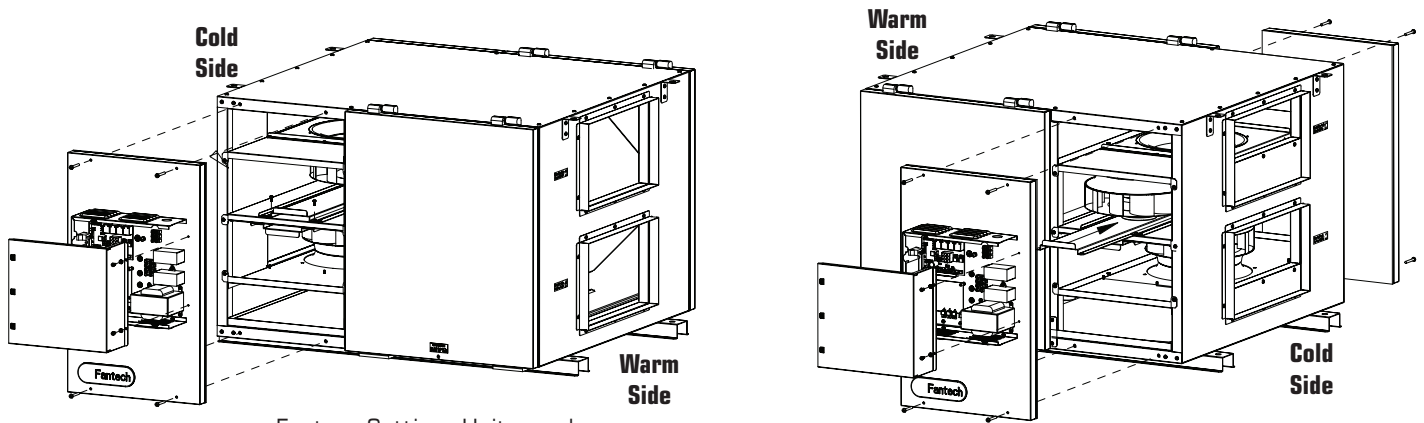
# SHR 11004 Commercial HRV

## Dimensions



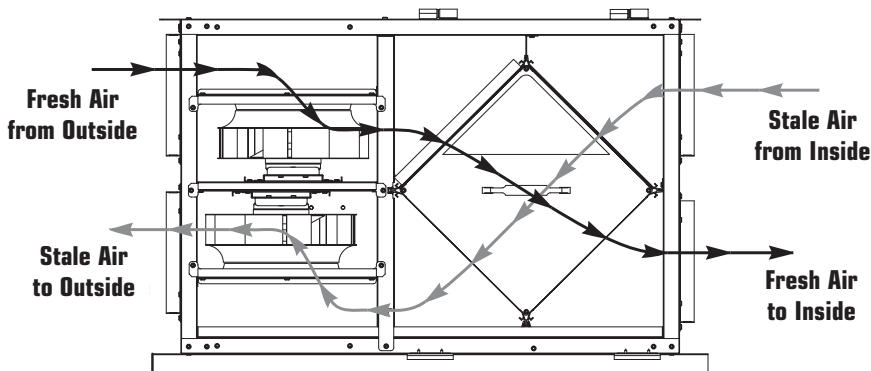
## PORT CONFIGURATION

The unit has access doors on the front and back. Also, the main control panel may be moved from front to back allowing for ducting layout.



Factory Setting. Unit may be easily reversed in field.

## Airflow



# Fantech

### United States

10048 Industrial Blvd. • Lenexa, KS 66215  
 (T) 1.800.747.1762 • (F) 1.800.487.9915  
 (T) 1.913.752.6000 • (F) 1.913.752.6466  
[www.fantech.net](http://www.fantech.net) • [info@fantech.net](mailto:info@fantech.net)

### Canada

50 Kanalfakt Way, Bouctouche, NB E4S 3M5  
 (T) 1.800.565.3548 • (F) 1.877.747.8116  
 (T) 1.506.743.9500 • (F) 1.506.743.9600  
[www.fantech.net](http://www.fantech.net) • [info@fantech.net](mailto:info@fantech.net)

Fantech, reserves the right to modify, at any time and without notice, any or all of its products' features, designs, components and specifications to maintain their technological leadership position.